

Region 9 Summer Meeting 2021

WELCOME
United States
Dressage
Federation



Region 9 Summer Meeting Agenda

Aug 7, 2021 4pm cst



Welcome – 4pm

1. Approval of minutes from the December 2020 USDF Convention (please read min, all GMO and Committee reports prior to our meeting. They are on the Region 9 website)

2. Treasurer's report

OLD BUSINESS

1. PM Delegates - GMO Delegates - Alecia Daniel

2. Omnibus update -- Need advertisers -- Support Reg 9 Officials and advertisers listed in Omnibus

3. JR/YR - Becky Brown Coordinator, Benny Pfabe Chef – en route to Jr/YR Championships

4. Championships – Angel Gunn -- volunteers - silent auction??

5. CDI – Leslie Rohrer

6. SWDC - Sarah Jane Martin

7. Sport Horse Championship -

8. Horse Person of the Year - Due Aug 15 - Carolyn Vandenberg

9. Teaching Excellence Award - The Dressage Foundation

10. Other Committee reports

11. GMO reports - discussion of ideas (dealing with angry competitors, membership growth and retention, ideas for awards, where to find zoom speakers, successful, not-so-successful ideas)

Region 9 Summer Meeting Agenda (cont)

Aug 7, 2021 4pm cst



NEW BUSINESS

1. T-shirt fundraiser - voting
2. T-shirts at Championships -
3. Summer 2022 meeting venue – in-person or Zoom? Hybrid if possible
4. USDF 2021 Convention – Houston TX – still fluid
5. Changes to P&Ps - Webmaster, Jr/YR, Omnibus
6. Announcements

Region 9
FY21
Financials
YE 3/31/21



Region 9 FY21 Overall Financial Status



- **FY21 Region 9 Results – Total**

- **Income** **\$13,913.57**
- **Expense** **\$ 4,735.61**
- **Net Income** **\$ 9,177.96**

- **FY21 Region 9 Results without FEI JR/YR**

- **Income** **\$6,745.44**
- **Expense** **\$2,508.35**
- **Profit** **\$4,237.09**

- **NAYC FY21**

- **Income** **\$ 7,168.13**
- **Expense** **\$ 2,227.26**
- **Profit** **\$ 4,940.87**

- **Region 9 Balance Sheet**

- **Retained Earnings increased \$5,175.65**
- **Net Income increased - \$4,001.96**
- **Total Assets - \$90,370.21**
 - **Assets increased \$9,177.96**

FY21 Income Statement Detail



- **Omnibus**

- Income \$ 5,447.00
- Expense \$ 1,047.73
- Profit \$ 4,399.27

- Omnibus profit in FY21 decreased \$2,227.49
- Attributed to lower sales due to Covid



- **T-Shirts**

- Income \$ 1,254.00
- Expense \$ 944.62
- Profit \$ 309.38

- T-shirt income increased \$223 from the previous year.
- T-shirt profit decreased \$58.92 due to increased costs for T-shirt purchase, printing, and mailing costs. Masks were a new cost .

- **Emergency Fund**

- Transferring \$278.88 (5%) of FY20 Omnibus Profit to Emergency Fund in FY21 per Region 9 Policy
 - Omnibus Profit - \$4,399.27
 - 5% = \$278.88

Region 9 FY21

Income Statement Comparison FY20/FY21



Income Breakdown - \$13,913.57

- Total Income decreased by \$8,057.11
- NAYC income decreased by \$4,563.12
- Omnibus income decreased by \$2,798
- T-Shirt Income decreased \$223

Expense Breakdown - \$4,735.61

- Total Expenses decreased by \$12,058.42
- Omnibus expense decreased by \$570.51
- General expense decreased by \$3,248.38
 - No travel expense
- NAYR expense decreased by \$7,144.13

Profit - Total Region Profit Increased by \$4,001.31

* FY20 Profit increased by \$581.92

Income	2020	2021	Variance
Bee Pape Scholarship	0.00	0.00	0.00
Regional Website	0.00	0.00	0.00
FEI JR/YR	11,731.25	7,168.13	(4,563.12)
Education	864.00	0.00	(864.00)
General	1,031.00	1,254.00	223.00
Grants	0.00	0.00	0.00
Youth	0.00	0.00	0.00
Omnibus	8,245.00	5,447.00	(2,798.00)
Interest	99.43	44.44	(54.99)
Total Income	21,970.68	13,913.57	(8,057.11)
Expense	2020	2021	Variance
Regional Website	95.40	0.00	(95.40)
FEI JR/YR	9,371.39	2,227.26	(7,144.13)
Education	1,000.00	0.00	(1,000.00)
General	4,709.00	1,460.62	(3,248.38)
Grants	0.00	0.00	0.00
Youth	0.00	0.00	0.00
Omnibus	1,618.24	1,047.73	(570.51)
Total Expense	16,794.03	4,735.61	(12,058.42)
Net Income	5,176.65	9,177.96	4,001.31

FY21 Income Statement Detail (cont)

Expense






- **General Expense Total** \$ 1,460.62
 - Detail
 - Website \$ 516.00
 - T-Shirts \$ 400.62
 - Masks \$ 544.00
- **Education**
 - No expense in FY21
- **Omnibus**
 - Expense - \$1,047.73
 - Printing & Mailing

FY20 Balance Sheet Region 9



Region 9 Balance Sheet

- Retained Earnings  \$5,176.65
- Net Income  \$4,001.96
- Total Assets = \$90,370.21
- Total Equity  \$9,177.96

USDF Region 9			
Balance Sheet - FY20/FY21 Comparison			
Assets	3/31/2020	3/31/2021	Change
Checking/Savings			
Emergency Fund	\$9,960.67	\$10,292.01	\$331.34
GMO Travel Grant	\$3,000.00	\$3,000.00	\$0.00
Regional Website	\$1,280.40	\$1,280.40	\$0.00
FEI JR YR	\$16,324.96	\$21,265.83	\$4,940.87
Education	\$3,435.32	\$3,435.32	\$0.00
General	\$5,627.19	\$5,465.01	(\$162.81)
Youth	\$2,500.59	\$2,500.59	\$0.00
Omnibus	\$39,063.12	\$43,131.05	\$4,067.93
Total Assets	\$81,192.25	\$90,370.21	\$9,177.96
Liabilities and Equities			
Equity			
Retained Earnings	\$76,015.60	\$81,192.25	\$5,176.65
Net Income	\$5,176.00	\$9,177.96	\$4,001.96
Total Equity	\$81,191.60	\$90,370.21	\$9,178.61
Total Liabilities and Equity	\$81,192.25	\$90,370.21	\$9,177.96

2021 T Shirt Designs

Design #1



Design #2



Design #4



USDF REGION 9

AR·LA·MS·OK·TX

Design #5





Questions?
Thank you!